


Child Protection Training

HSU Camps require all camp workers to take child protection training. If you are not a current employee or student worker of Hardin-Simmons University, then you will have to complete this training using the link and instructions below.


1. Copy and paste this URL link: <https://ministrygrid.lifeway.com/#/login?route=redeem-invite%2FMDVQ%2FVCDJ>


After you use the above link, the page should look like the picture below.

2. Click on **Register** to create an account



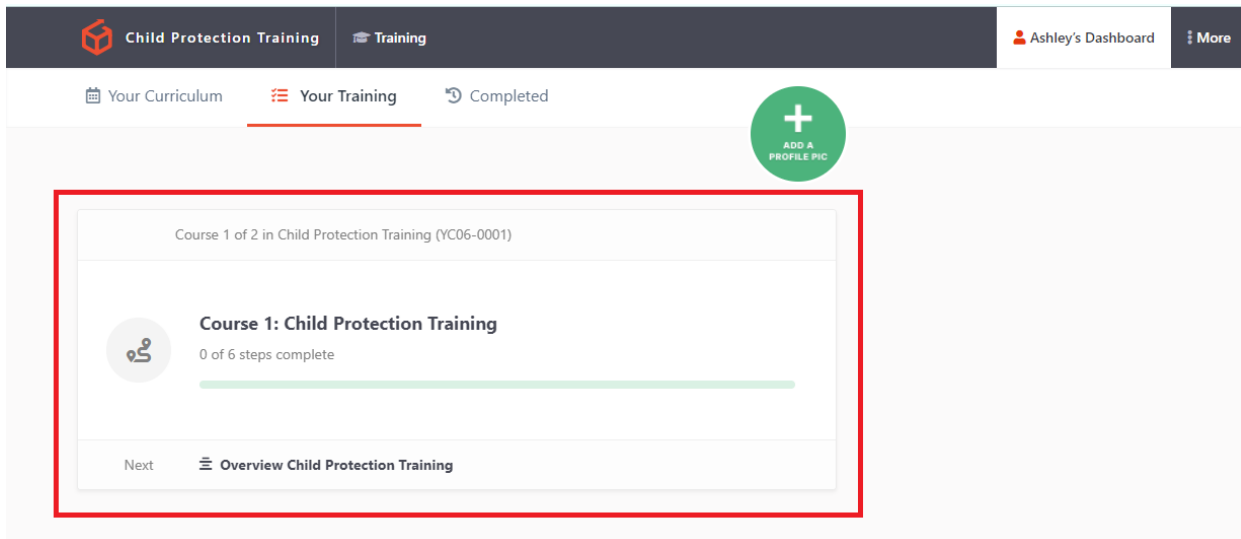
3. Enter your information to register for the account to take the online training.
 - a. Please use an email you will remember. After this course is completed, this is the email that will receive the certificate.

 To continue to **Ministry Grid**, please [Log In](#) with your **Lifeway Account** or [Register](#) to create a new account.

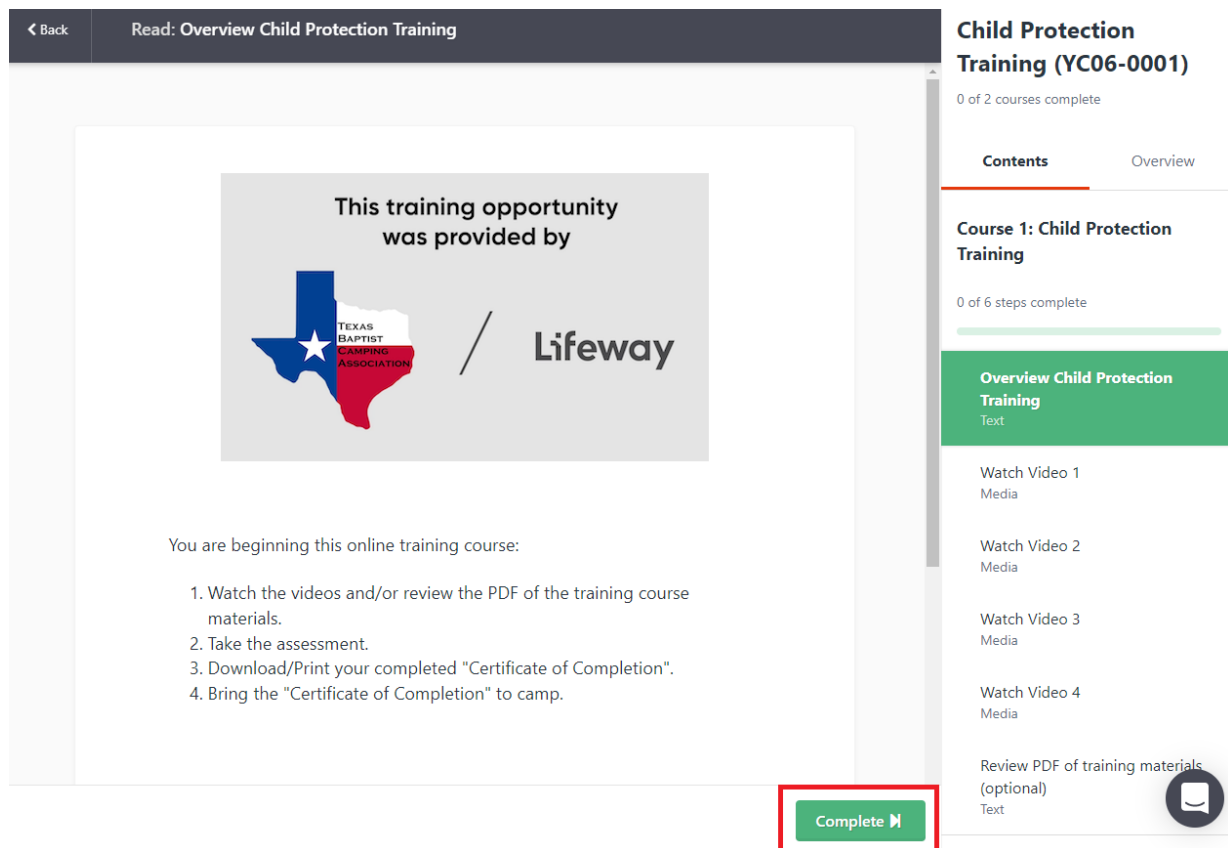
Login	Register
First Name (Required)	Last Name (Required)
<input style="width: 100%;" type="text"/>	<input style="width: 100%;" type="text"/>
Email Address (Required)	
<input style="width: 100%;" type="text"/>	
Password (Required)	Must be at least eight characters.
<input style="width: 100%;" type="text"/>	
Confirm Password (Required)	
<input style="width: 100%;" type="text"/>	
<input type="checkbox"/> I'm not a robot	
 <small>reCAPTCHA Privacy - Terms</small>	
<input type="button" value="Sign Up"/>	

By registering, you certify that you are at least 13 years old and agree to the [Terms and Conditions](#) of Lifeway Christian Resources.

4. The system will log you in after you create an account.
a. Click on the **Course 1: Child Protection Training**



5. The Course has 4 Videos, a PDF (optional) and the Assessment.
a. You will have to watch the entire video in order to continue to the next section and unlock the Assessment.
6. The screenshot below is the "Overview Page" > click Complete to continue to Video 1.



7. After you watch all 4 videos. Click **Complete** to move to the next section.
8. Review PDF of training materials is a tool to help summarize the video content. (Optional to download) Click **Complete** to continue to the next section.

Child Protection Training (YC06-0001)

0 of 2 courses complete

Contents Overview

5 of 6 steps complete

Overview Child Protection

- ✓ Training Text
- ✓ Watch Video 1 Media
- ✓ Watch Video 2 Media
- ✓ Watch Video 3 Media
- ✓ Watch Video 4 Media

Review PDF of training materials (optional) Text

Course 2: Child Protection Training - Assessment

Read: Review PDF of training materials (optional)

← Back

You can review the training materials before the assessment - It's like having the study guide just before the test! [Child Protection Training and Test \(Optional: download PDF\)](#)

Click "COMPLETE" and move on to take the "**Child Protection Training - Assessment.**"

Complete ▶

9. **Course 2: Child Protections Training – Assessment** – click “Start” to take the Assessment.

< Back Take: Child Protection Training - Assessment

Child Protection Training (YC06-0001)

1 of 2 courses complete

Contents Overview

- Watch Video 1
Media
- Watch Video 2
Media
- Watch Video 3
Media
- Watch Video 4
Media
- Review PDF of training materials
(optional)
Text

Course 2: Child Protection Training - Assessment

0 of 2 steps complete

Child Protection Training Assessment
Assessment

Let's get started taking the Child Protection Training - Assessment assessment.

25 questions

1. Complete the Assessment and review all of your answers to see your right and wrong responses.
2. Then download & bring your 'Certificate of Completion' with you to camp.

Use the "Start" button to take this assessment.

Start

10. After you finish the Assessment, the following message will show for you to download your certificate.

The screenshot shows a mobile application interface. At the top, there is a dark header with a back arrow and the text "Read: Download Your Certificate". Below the header, a white box contains the following text: "Now that you've completed the assessment, you can retrieve your certificate for Child Protection Training." and "A link will be emailed to you upon completion of this task... or you can always return to your completed training session from the Training Dashboard." To the right of this box, there is a sidebar menu for "Child Protection Training (YC06-0001)". The sidebar shows "1 of 2 courses complete" and a "Contents" list with items: "Watch Video 2 (Media)", "Watch Video 3 (Media)", "Watch Video 4 (Media)", and "Review PDF of training materials (optional) (Text)". Below the sidebar, there is a section for "Course 2: Child Protection Training - Assessment" with "1 of 2 steps complete" and a progress bar. The bottom of the screen features a "Complete" button and a "Download Your Certificate" button with a document icon.

11. Click on **Complete** and go to your dashboard.
- Click **Download Certificate** and send to the Payroll Office.
 - Or forward the certificate that is emailed to you to the Payroll Office at payroll@hsutx.edu.

Please contact the Payroll Office if you run into any issues completing this required training in order to work an HSU Camp at (325) 670-1900 or payroll@hsutx.edu.